


A BEAR'S GUIDE TO BEEKEEPING

By Pip Cornell & Alex G Griffiths

IDEAS FOR TEACHERS & LIBRARIANS
AGES 4+

Explore Themes of:

- ✓ Bees
- ✓ Beekeeping
- ✓ The Natural World
- ✓ Bee Conservation



ANDERSEN PRESS



A BEAR'S GUIDE TO BEEKEEPING

By Pip Cornell & Alex G Griffiths



BEE-FORE READING! PROMPTS FOR DISCUSSION

Ask children to consider what they already know about bees and beekeeping with the prompt questions below. They might also share any fun facts that they know about bees!

1. Where do we see bees? Where do they live?
2. What are some of the features of bees? What do they look like?
3. What is the job of a beekeeper?
4. Why is it important to look after bees?
5. What is funny or strange about the title of the book, *A Bear's Guide to Beekeeping*?

CREATE A BUZZ: WHAT DOES A BEE LOOK LIKE?

Lots of different bees and bee characters feature in the book *A Bear's Guide to Beekeeping*, but what do bees actually look like? Encourage children to draw and label bees with their correct features:

LEGS; WINGS; THORAX; ABDOMEN, COMPOUND EYE; POLLEN BASKET.

Can they then go one step further and guess what each feature helps the bee to do? For example, the bee's wings help it to fly to different flowers; the bee's legs help it to land on slick or slippery surfaces!

Did you know?

**Honeybees
have five eyes
but can't see the
colour red.**

A BEAR'S GUIDE TO BEEKEEPING

By Pip Cornell & Alex G Griffiths

CREATE A BUZZ: DIARY OF A BEEKEEPER

Encourage children to summarise the events in the book by creating a diary or a list of daily activities for Bear the beekeeper. What jobs does he have to do to make sure that the bees come to his beehive and make honey? Children could also include Bear's feelings, as well as his worries and his triumphs throughout the story. They might then try creating a diary for one of the bees – perhaps even the Queen Bee! What are the daily jobs that a bee has to do? For example, flying to flowers for nectar, or coming back to the hive. Do the bees have a good relationship with Bear the beekeeper? How can children tell?

QUICK IDEA! THE WAGGLE DANCE

In the book, Bear performs a bee-inspired 'waggle' dance to catch his bees. This dance is how bees talk to one another. Bees do this dance to give other bees information about where they can find flowers full of nectar or pollen. Ask the children to choreograph their own dance movements inspired by the 'waggle' dance of bees. Encourage the children to try wiggling their hands and arms, then shake their body all over! Can they add sound effects?

Honeybees
do a special
waggle dance
to tell other bees
where the best
flowers are.





A BEAR'S GUIDE TO BEEKEEPING

By Pip Cornell & Alex G Griffiths


CREATE A BUZZ: CREATE A BEE-AUTIFUL BEE GARDEN

Help children to understand that everything in nature is connected; as the number of bees decline, less and less plants and flowers are pollinated. This means that we may lose all of the plants that bees pollinate, all of the animals that eat those plants, and so on up the food chain. Encourage children to come up with a list of criteria for a Bee-autiful Bee Garden to help protect the bees. Ideas might include: a place for bees to nest; a shallow dish with sugar water, to keep bees hydrated; an old bird box, to be used as a shelter for them; a variety of lovely flowers for them to collect pollen. Can children get any other tips from Bear? When they have designed their Bee Gardens, ask children to write a poem or create a collage to celebrate the bees – because a world without them wouldn't be anywhere near as beautiful!

QUICK IDEA! DESIGN A BEEKEEPING SUIT

In the book, Bear must dress appropriately to catch his bees, but all he has is a small net, a colander and a Hoover! He needs a proper beekeeping suit! Ask the children to think about the items Bear will need to make sure he handles the bees safely (a long-sleeved suit, a hat, a mask, some gloves, and a pair of boots). Children could then add their own personalised design to the beekeeping suit they create using different colours, patterns, and shapes. Can they explain their choices?

Oooh!




A BEAR'S GUIDE TO BEEKEEPING

By Pip Cornell & Alex G Griffiths

SELECTING YOUR BEES! COLOURING SHEET

Complete this mindful colouring exercise. Can you give each bee a different style, personality and name – just like Bear does in the book? Add texture to your colouring by sticking down crafty materials!



A BEAR'S GUIDE TO BEEKEEPING

By Pip Cornell & Alex G Griffiths

BUZZWORDS!

Find the buzzwords in the wordsearch below! Which are your favourites? Underline them in green. If you want, you could add them to your own Guide to Beekeeping!

WAGGLE

DANCE

QUEEN

BEE

HONEY

BUZZ

WINGS

HIVE

POLLEN

NECTAR

FLOWERS

DRONE

b	k	f	q	d	m	h	v	p	d
u	p	l	b	e	e	i	l	s	r
z	b	o	e	w	n	v	g	e	o
z	a	w	p	i	s	e	h	o	n
h	g	e	o	w	a	g	g	l	e
o	h	r	l	p	d	a	n	c	e
n	o	s	l	f	w	i	n	g	s
e	q	u	e	e	n	f	e	r	h
y	n	h	n	e	c	t	a	r	s